



 CROCHET | SKILL LEVEL: BEGINNER

MEASUREMENTS

Approx 8½" x 70" [21.5 x 178 cm],
(excluding fringe).

GAUGE

13 single crochet (sc) and 14 rows =
4" [10 cm].

INSTRUCTIONS

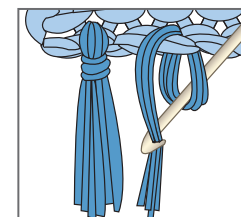
Chain 31.

1st row: (Right side). 2 double crochet (2 dc) in 5th chain (ch) from hook (turning chain 3 counts as dc). *Skip next chain. 2 double crochet in next chain. Repeat from * to last 2 chains. Skip next chain. 1 double crochet in last chain. Turn.

2nd row: Chain 3 (counts as dc). *2 double crochet in space (sp) between next group of 2 double crochet. Repeat from * across, ending with 1 double crochet in top of turning chain 3. Turn.

Repeat last row until Scarf measures 70" [178 cm]. Fasten off.

Fringe: Cut 16" [40.5 cm] lengths of yarn. Taking 3 strands together, fold strands in half and knot into 10 fringes evenly spaced across each end of Scarf. Trim fringe evenly.



MATERIALS

Caron® Simply Soft® (6 oz/170.1 g; 315 yds/288 m)

Mango (9605) **2 balls**

Size U.S. H/8 (5 mm) crochet hook **or size needed to obtain gauge.**

ABBREVIATIONS:

Approx = Approximately


Sc = Single crochet

Ch = Chain(s)

Sp(s) = Space(s)


Dc = Double crochet

Chart



Stitch Key

 = chain (ch)

 = double crochet (dc)